

## Investment Objective

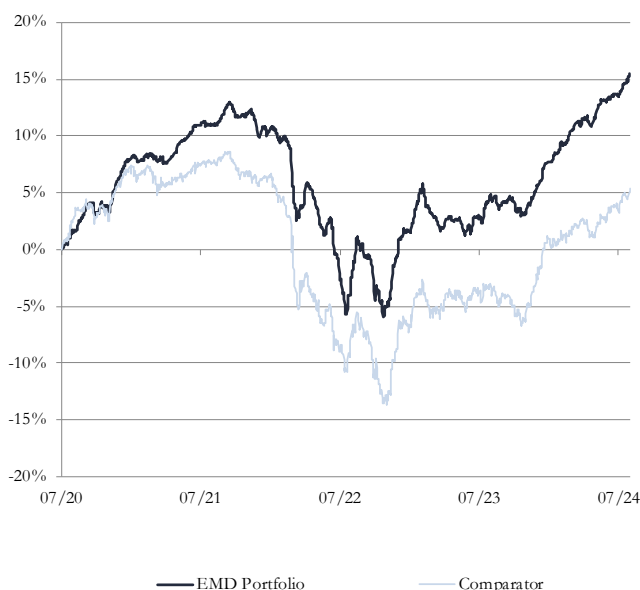
Our Emerging Market Debt Stars Fund invests in a concentrated portfolio of hard currency corporate, emerging market bonds.

The objective is to generate attractive total returns primarily from income yield and targets low volatility by managing duration.

We believe that an unconstrained concentrated portfolio following our principles of quality and value is the best way to deliver income, upside opportunity and downside protection.

This means that we invest in key businesses in their respective industries and geographies, with strong underlying fundamentals, able to navigate through cycles. We favour companies in structurally attractive industries with strong business models, financial strength, predictable cash flows & management teams with proven track records.

## Performance, USD



## Net Performance, % Total Return, USD

	Jul-24	3M	2024 YTD	1 Yr	Since Inception	
					Cumulative	Annualised
<b>Portfolio</b>	<b>+1.7</b>	<b>+3.5</b>	<b>+7.3</b>	<b>+10.2</b>	<b>+15.5</b>	<b>+3.6</b>
<i>Comparator</i>	<i>+1.9</i>	<i>+4.3</i>	<i>+4.4</i>	<i>+8.6</i>	<i>+5.4</i>	<i>+1.3</i>

Performance since launch on 17th February 2023 is that of the Fund's A1 USD Share class. Prior to launch performance was that of J. Stern & Co.'s Emerging Market Debt USD Strategy, which the Fund follows, based on total return (with coupons reinvested) and net of 1% fees per annum, deducted quarterly in arrears. Past performance is not a reliable indicator of future results; the value of any investment can fall as well as rise; and returns may increase or decrease as a result of currency fluctuations. Comparator: iShares JPM EM Corporate Bond ETF, with distributions reinvested, CEMB US, CUSIP 464286251. Source: SIX, Wize, Bloomberg.

## Top 5 Credit Holdings

Issuer	Sector	% of Total Portfolio
Millicom	Communications	3.7%
IHS Netherlands	Industrial	3.3%
US Treasury Bill	Government	3.3%
Mafuae	Financial	3.2%
Cemex	Industrial	3.2%

## Share Class Summary

Share Class	NAV	AMC	OCF*	Minimum	ISIN
A1 Acc USD	1,114.47	0.90%	1.20%	1,000,000	LU2511911310
A1H Acc GBP	1,120.45	0.90%	1.20%	1,000,000	LU2520334165
A2 Dist USD	1,059.25	0.90%	1.20%	1,000,000	LU2652042362

## Fund Characteristics

Average Credit Rating	BB-
Duration	2.9
Spread	461
Yield to Maturity	10.2%
Yield to Worst	10.1%
Income Yield	7.3%
Average Bond Price	94.8

## Portfolio Comment

The fund was up 1.7% for the month and 7.3% year to date. The “soft landing” narrative gained momentum as US economic data pointed towards a moderation in growth and inflation. This increased expectations the Fed will cut interest rates later this year.

Performance was driven by the decline in US Treasury yields and idiosyncratic credit news. *WOM* (Chile; Communication) and its creditors agreed on a reorganization process to maximise value of the company. This includes a potential asset sale with expressions of interest being received from both strategic and financial institutions.

*Trans-Oil's* (Moldova; Agri-commodities) operational update highlighted strong volume growth driven by a rebound in crop yields in Central and Eastern Europe. The company also continued to proactively manage its balance sheet, renewing and upsizing their Pre-Export Facility.

Finally, our Turkish corporates *Koc Holding* (Diversified), *Turkcell* (Communication), *Sisecam* (Industrial) had their credit ratings upgraded. The action followed the recent upgrade of Turkey's government bond rating by Moody's, which was the first in over a decade. This was based on a shift in direction of Turkey's macroeconomic stabilization policies.

The US elections are in focus with implications for economic growth, inflation, and Fed interest rate policy. This will drive the trajectory of the US Treasury yield curve and could provide bouts of volatility. Importantly, underlying credit fundamentals are robust and the default outlook in check.

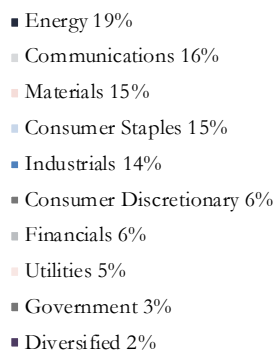
## Fund Statistics

Cash %	4.8%	Average Monthly Return	0.3%
IG/ HY/ NR	10%/ 84%/ 6%	Best Monthly Return	Nov '22 5.4%
No. Issuers/ Issues	42/ 49	Worst Monthly Return	Jun '22 -4.9%
No. Sectors	10	% Positive Months	61.2%
Sharpe Ratio	0.37	Volatility	6.5%

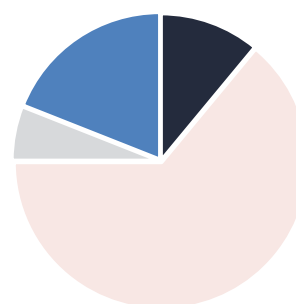
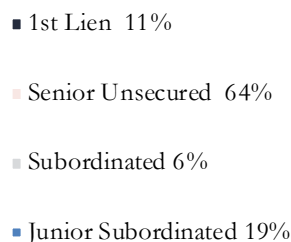
## Top 5 Countries of Risk

Country	% of Total Portfolio
Mexico	13.4%
Turkey	12.9%
South Africa	11.6%
Brazil	10.9%
India	7.9%

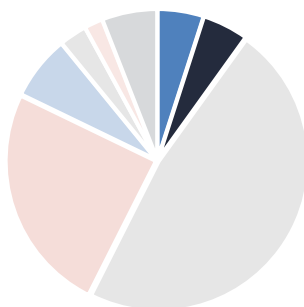
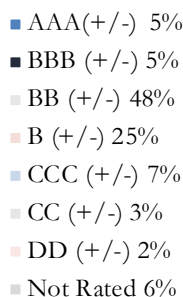
## Sector Split



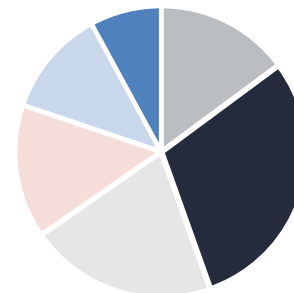
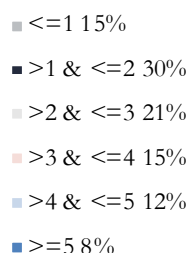
## Rank



## Credit Rating (exc. cash)



## Duration



## Monthly Net Performance, % Total Return,

	Jan	Feb	Mar	Apr	May	Jun	Jul	Aug	Sept	Oct	Nov	Dec	YTD	Comparator	Excess
2020	-	-	-	-	-	-	+1.6	+1.9	-0.4	+0.1	+3.1	+1.6	+8.2	+7.2	+0.9
2021	-0.3	+0.2	-0.4	+1.5	+0.8	+1.0	-0.1	+1.2	-0.5	+0.2	-1.8	+0.7	+2.4	-0.6	+3.0
2022	-0.9	-4.1	+0.3	-1.7	-1.4	-4.8	+0.2	+2.5	-4.3	-0.7	+5.4	+1.5	-8.2	-12.6	+4.4
2023	+3.4	-1.9	-0.8	+0.4	-0.8	+0.8	+2.1	-0.6	+0.0	-1.0	+2.3	+2.0	+6.0	+8.4	-2.4
2024	+1.6	+1.0	+1.1	-0.0	+1.4	+0.4	+1.7	-	-	-	-	-	+7.3	+4.4	+2.9

## Fund Information

Sub-Fund	J. Stern & Co. Emerging Market Debt Stars Fund
Vehicle	Alpha UCITS SICAV
Domicile	Luxembourg
Legal Structure	SICAV
Investment Manager	J. Stern & Co. LLP
Portfolio Managers	Charles Gélinet, Jean-Yves Chereau
Management Company	Waystone Management Company (Lux) SA
Depository & Administrator	CACEIS Investor Services Bank SA
Auditor	Deloitte Audit S.à.r.l.
Regulation	UCITS authorised by the CSSF
Legal & Tax Advisor	Allen & Overy, Luxembourg
Reference Currency	US Dollar

Share Class	A
Eligibility	All
Minimum Investment*	1m
Management Fee	0.90%
Target OCF*	1.20%
Acc/Dist	Accumulation/Distribution
Currencies	USD, hedged GBP, hedged EUR
Alternative fee structure	Reduced annual management fee with additional performance fee available
Dealing Day	Every business day in Luxembourg & London
NAV	Available by close of business day after Dealing Day
Subscriptions & Redemptions	Every business day until 3pm Luxembourg time, one business day before the Dealing Day
	Additional share classes available upon request
Launch Date	17 <sup>th</sup> February 2023

\* Minimum investment is stated in the currency of the share class; Target OCF is the Investment Manager's target for the OCF of the USD share class.

J. Stern & Co LLP is the Investment Manager of the J. Stern & Co. Emerging Market Debt Stars Fund, a sub-fund of Alpha UCITS SICAV (the "Fund"), incorporated in Luxembourg as a UCITS and regulated by the CSSF. J. Stern & Co LLP is also the issuer of this factsheet. This is a marketing communication. The value of any investment can fall as well as rise; past performance is not a reliable indicator of future results; and returns may increase or decrease as a result of currency fluctuations. The information provided is not a recommendation to purchase shares in the Fund, nor should it be considered as a form of investment advice or solicitation to conduct in investment business. Any decision to invest in the Fund should be based solely on the Prospectus and relevant KIID(s), which are available from our website. If you are in doubt about the suitability of this Fund you should seek advice from your investment advisor. Data is sourced from CACEIS Investor Services Bank SA, SIX, Wize, Bloomberg and J. Stern & Co. and no warranty of accuracy is given. The views expressed on the date of publication are those of J. Stern & Co. and/or the actual author(s) and are subject to change without notice. More information on J. Stern & Co. is at [www.jsternco.com/legal](http://www.jsternco.com/legal).