

Investment Objective

The World Stars Global Equity Fund seeks to achieve its objective by investing in a concentrated selection of shares in leading global companies with enduring competitive advantages and a long runway of growth.

We select companies based on our own fundamental research, taking a long-term horizon. We do not follow benchmarks and always seek to invest in quality and value.

Quality means companies that are global leaders, have strong competitive positions and pricing power in structurally attractive and growing markets, have management teams with strong records of value creation and have robust balance sheets.

Value means buying those companies at prices that allow for the prospect of significant capital growth over 5-10 years or more.

AUM

Firm: US\$2.5bn WSGE Strategy: US\$2.1bn Fund: US\$452m **Portfolio Comment**

World Stars Global Equity (WSGE) Performance, CHF



Net Performance, % Total Return, CHF

	Dec-25	3 M	2025 YTD	1Yr	3 Yr	Cumulative 5 Yr	10 Yr	Since Inception	3 Yr	5 Yr	Annualised 10 Yr	Since Inception
Portfolio	-1.2	+1.9	-1.1	-1.1	+47.5	+40.3	+155.2	+245.5	+13.8	+7.0	+9.8	+9.8
<i>MSCI World NTR</i>	-0.4	+3.0	+5.8	+5.8	+53.1	+59.0	+150.3	+259.9	+15.2	+9.7	+9.6	+10.1

Top 5 Holdings

Stock	Sector	Portfolio
Nvidia	Information Technology	6.9
Alphabet Class C	Communication Services	6.0
Amazon	Consumer Discretionary	4.8
ASML	Information Technology	4.7
Meta	Communication Services	4.3

Key Facts

No. of Stocks	30	Median Market Cap ¹	US\$210bn	
Gross Dividend Yield	1.3%	Cash % of NAV	2.7%	
Active Share [^]	83.2%	5 Year Standard Deviation	14.7%	
Best Month	11.0%	Oct' 15	5 Year Sharpe Ratio	0.52
Worst Month	-9.1%	Mar' 20	Ave. 5 Year Annual Turnover ²	9.6%
Average Month	0.8%		5 Year Max. Drawdown	-26.9%
% Positive Months	61.0%		5 Year Beta	1.05

Performance since launch on 14th June 2021 is that of the Fund's A1 CHF Share class. Prior to launch performance was that of J. Stern & Co.'s World Stars CHF Strategy, a model or hypothetical portfolio, unhedged, which the Fund follows, based on total return (with dividends reinvested) and net of 1% fees per annum, deducted quarterly in arrears, inception 1st October 2012. Past performance is not a reliable indicator of future results; the value of any investment can fall as well as rise; and returns may increase or decrease as a result of currency fluctuations. The MSCI World Net Total Return Index reflects large and mid-cap issuers across 23 developed markets countries and is the benchmark for the Fund. The total return index includes price performance and income after tax from regular cash distributions. Source: Factset, Wize, Bloomberg, J. Stern & Co. As at 31st December 2025.

Share Class Summary

Share Class	NAV	AMC	OCF*	Minimum	ISIN
A1 Acc USD	2,076.37	0.90%	1.12%	1,000,000	LU1952142120
A1 Acc EUR	2,029.33	0.90%	1.12%	1,000,000	LU1979603963
A1 Acc GBP	1,835.50	0.90%	1.12%	1,000,000	LU1979604003
A1H Acc GBP	1,381.94	0.90%	1.12%	1,000,000	LU2549545601
A1 Acc CHF	1,210.39	0.90%	1.12%	1,000,000	LU1979604185
A5 Acc USD	2,112.47	0.65%	0.87%	1,000,000	LU1963577264
B1 Acc USD	1,934.21	1.20%	1.46%	5,000	LU1952142476
B1 Acc EUR	1,538.63	1.20%	1.46%	5,000	LU1979605828
B1 Acc GBP	1,862.63	1.20%	1.46%	5,000	LU1979606040
L1 Acc USD	1,213.81	0.75%	0.97%	25,000,000	LU2782975945
L1 Acc EUR	1,100.08	0.75%	0.97%	25,000,000	LU2782976083
L1 Acc GBP	1,120.86	0.75%	0.97%	25,000,000	LU2782975861

*OCF (Ongoing Charges Figure) includes the annual management charge and aggregate operating expenses chargeable to the Fund. For more details on fees and charges, please see the Prospectus.

Portfolio Comment

In an eventful year, our companies continued to make good progress, delivering market share gains and robust underlying growth in profits and cash flow. On a weighted average basis in USD we estimate that the portfolio has achieved 13% revenue and 14% earnings growth in CY2025 overall.

Macro news flow in December was focused in the US with a 25 bps cut in rates, core CPI of 2.6% below expectations despite the impact of tariffs, and 4.3% growth in Q3 GDP driven by consumer spending and a 9% rise in exports. The Fed raised its forecast for 2026 GDP to 2.3% but signalled caution on further monetary easing.

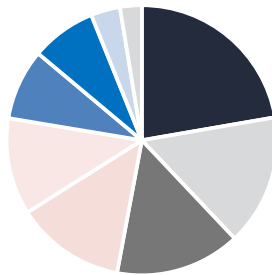
Salesforce (+15%) reported strong Q3 results and raised its full year guidance on revenues and cash flow. Its AI-related products of Data 360 and AI Agentforce more than doubled revenues in the quarter.

Walt Disney (+10%) was boosted by the auction for Warner Bros Discovery, which has emphasized the enduring value of high-quality content. This transaction will result in market consolidation and increased pricing power in the industry. Disney's streaming prices are already below Netflix before taking account of these developments.

Roche (+7%) announced another positive Phase 3 readout for Giredrestrant (breast cancer, oral), a drug which we estimate could generate revenues of CHF3-4bn in 2029, compared to FY2025E group revenues of CHF61bn.

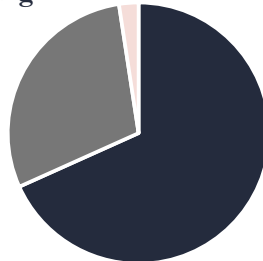
GICS Sector Allocation

- Information Technology 22.3%
- Industrials 15.7%
- Health Care 15.0%
- Communication Services 13.1%
- Consumer Discretionary 11.6%
- Consumer Staples 8.5%
- Financials 7.8%
- Materials 3.5%
- Real Estate 2.6%



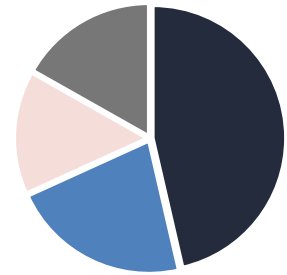
Geographic Exposure by Listing

- USA 68.0%
- Europe excl. UK 29.2%
- UK 2.4%

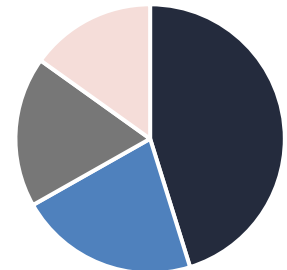


J. Stern & Co. Allocation

- Digital Transformation 46.4%
- Industrials & Infrastructure 21.8%
- Healthcare & Life Sciences 15.0%
- Consumer 16.8%

Geographic Exposure of Sales⁴

- USA 45.2%
- Asia 21.6%
- Europe 18.1%
- Rest of World 15.1%



Monthly Net Performance, % Total Return, CHF

	Jan	Feb	Mar	Apr	May	Jun	Jul	Aug	Sept	Oct	Nov	Dec	YTD	MSCI World NTR	Excess return
2012	-	-	-	-	-	-	-	-	-	-2.7	+3.7	-0.8	+0.1	-0.6	+0.7
2013	+2.7	+8.0	+2.2	-0.5	+1.5	-3.6	+1.5	-2.5	+3.0	+4.4	+1.5	+0.3	+19.6	+23.1	-3.4
2014	-4.0	+3.6	-0.2	+1.5	+3.5	+1.1	-2.1	+3.3	+1.0	-0.1	+2.3	+0.2	+10.2	+17.4	-7.1
2015	-7.8	+8.5	-0.4	-0.8	+2.3	-5.1	+5.6	-7.2	-3.3	+11.0	+5.2	-3.9	+2.1	-0.3	+2.4
2016	-3.5	-2.4	+2.9	+1.3	+4.4	-0.3	+1.6	+1.3	+1.0	-1.8	+0.8	+1.3	+6.6	+9.4	-2.8
2017	+1.7	+4.6	+3.5	+2.9	+1.5	-2.6	+3.3	+0.0	+1.8	+7.6	-1.2	+1.0	+26.4	+17.2	+9.2
2018	+3.1	-1.7	+0.4	+3.6	+2.0	+1.5	+2.7	-1.9	+2.1	-6.6	-1.0	-7.7	-4.1	-7.8	+3.8
2019	+6.5	+2.4	+4.2	+5.7	-5.8	+3.1	+2.6	+0.3	+0.3	+1.3	+3.9	-0.0	+26.8	+25.5	+3.5
2020	-0.2	-6.2	-9.1	+10.8	+4.3	+1.0	+2.5	+4.8	-1.6	-2.9	+7.7	+1.0	+10.9	+6.2	+3.5
2021	-1.4	+3.0	+7.1	+3.7	-0.2	+4.6	+1.1	+3.0	-3.7	+2.9	-1.9	+3.2	+24.6	+25.4	-0.8
2022	-5.2	-4.7	+3.0	-3.8	-3.3	-7.7	+8.4	-4.3	-8.7	+5.9	+2.2	-6.5	-24.6	-17.2	-7.4
2023	+7.3	-0.6	+3.7	-0.0	+2.6	+4.4	+0.5	-0.4	-4.2	-2.2	+5.0	+1.0	+17.8	+12.7	+4.6
2024	+5.3	+10.7	+4.2	-2.4	+3.4	+1.4	-3.1	-1.3	+1.5	-2.0	+5.0	+0.8	+25.2	+28.4	-3.2
2025	+4.6	-2.6	-7.6	-6.0	+6.0	-0.1	+3.4	-0.8	+1.0	+4.4	-1.2	-1.2	-1.1	+5.8	-7.0

See previous page for methodology. Past performance is not a reliable indicator of future results.

Fund Information

Portfolio Manager	Christopher Rossbach
Deputy Portfolio Manager	Katerina Kosmopoulou, CFA
Launch Date	8 th April 2019
Management Company	Waystone Management Company (Lux) SA
Administrator & Depository	CACEIS Investor Services Bank SA
Auditor	Deloitte Audit S.à.r.l.
Reference Currency	US Dollar
Dealing Day	Every business day in Luxembourg & London
NAV	Available by close of business day after Dealing Day

Share Class	A	B	L	A5/A6
Eligibility	All	Retail	Institutional	Charity
Minimum Investment*	1m	5k	25m	1m
Management Fee	0.90%	1.20%	0.75%	0.65%
OCF	1.12%	1.46%	0.97%	0.87%
Acc./ Dist.	Accumulation and Distribution Classes available to all			
Currencies*	USD &, unhedged or hedged, EUR, CHF, & GBP			
Alternative fee structure*	Reduced annual management fee with additional performance fee available			
Subscriptions & Redemptions	Every business day until 3pm Luxembourg time, one business day before the Dealing Day			

Sustainability & ESG

J. Stern & Co is a signatory to the UN PRI; a Member of the SASB Alliance; and strategically aligned to the UN's 17 Sustainable Development Goals and its ten Global Compact principles.

The World Stars Global Equity Fund is classified as an 'Article 8 Fund' under the EU's SFDR framework.



IFRS Sustainability
Alliance



European Commission

SFDR

Signatory of:



Principles for
Responsible
Investment



STEWARDSHIP
CODE

Important Information

^ Active Share is as at 27th August 2025 and AUM is latest available at time of going to print. * Minimum investment is stated in share class currency. Share classes currently available are set out on previous page; other classes can be made available in all currencies displayed and with alternative fee structures on request. ¹Median market cap based on USD market cap of companies in the World Stars Global Equity Fund. ²Ave. 5 Year Annual Turnover is based on the World Stars Global Equity Strategy in USD which the Fund follows. ³Companies in any sector transforming their operations, customer experience and business models through digital transformation. ⁴Based on 2024 year end company sales, using most recent month end portfolio weights.

J. Stern & Co LLP is the Investment Manager of the J. Stern & Co. World Stars Global Equity Fund, a sub-fund of Alpha UCTIS SICAV (the "Fund"), incorporated in Luxembourg as a UCTIS and regulated by the CSSF. J. Stern & Co LLP is also the issuer of this factsheet. This is a marketing communication. The information provided is not a recommendation to purchase shares in the Fund, nor should it be considered as a form of investment advice or solicitation to conduct in investment business. Any decision to invest in the Fund should be based solely on the Prospectus and relevant KIID(s), which are available from our website. If you are in doubt about the suitability of this Fund you should seek advice from your investment advisor. Data is sourced from CACEIS Investor Services Bank SA, Factset, Wize, Bloomberg and J. Stern & Co. and no warranty of accuracy is given. The views expressed on the date of publication are those of J. Stern & Co. and/or the actual author(s) and are subject to change without notice.

More information on J. Stern & Co. is at www.jsternco.com/legal.

© J. Stern & Co.

Morningstar Rating™

